

JQX-14FC₁ & JQX-14FC₂ (4124)



29×12.8×26



Features

- Heavy load, suitable for heavy power reverse.
- Small size, suitable for high-density mounting.
- Up to 5000VAC dielectric strength.
- Suitable for remote control TV set, copy machine, sales machine and air conditioner etc.

Ordering Information

JQX-14FC₁ C S 10 DC12V 0.8 3.5
 1 2 3 4 5 6 7

1 Part number: JQX-14FC ₁ JQX-14FC ₂	4 Contact current: 5A,8A,10A,16A,20A
2 Contact arrangement: JQX-14FC ₁ :A:1A; A2:1A2; C:1C; C2:1C2 JQX-14FC ₂ :2A:2A;2C:2C	5 Coil rated voltage(V): DC:3,5,6,9,12,15,24,48 6 Coil power consumption: NIL:0.53W; 0.8:0.8W; 1.2:1.2W
3 Enclosure: S: Sealed type; Z: Dust cover	7 Pole-distance: 3.5:3.5mm; 5:5.0mm

Contact Data

Contact Arrangement	1A (SPSTNO) 、 2A (DPSTNO) 、 1C (SPDT(B-M)) 、 2C (DPDT(B-M))	
Contact Material	AgCdO AgSnO ₂	
Contact Rating (resistive)	1A:16A,20A/250VAC,30VDC; 1C:10A,16A,20A/250VAC,30VDC;10A/14VDC (20A Application for 5mm Pole-distance) 2A,2C:5A,8A/220VAC, 30VDC; Motor load:1HP 250VAC ; 1/2HP 125VAC Lamp load:TV-5	
Max. Switching Power	600W 5000VA	
Max. Switching Voltage	110VDC 380VAC	Max. Switching Current:20A
Contact Resistance or Voltage drop	≤50mΩ	Item 4.12 of IEC 61810-7
Operation life	Electrical	10 ⁵ Item 4.30 of IEC 61810-7
	Mechanical	10 ⁷ Item 4.31 of IEC 61810-7

CAUTION: 1.For the intermediate current, it only applies to the room temperature.

Coil Parameter

Dash numbers	Coil voltage VDC		Coil resistance Ω ±10%	Pick up voltage VDC(max) (75%of rated voltage)	Release voltage VDC(min) (10%of rated voltage)	Coil power consumption W	Operate Time ms	Release Time ms
	Rated	Max						
003-530	3	3.9	17	2.25	0.3	0.53	≤ 15	≤ 10
005-530	5	6.5	47	3.75	0.5			
006-530	6	7.8	68	4.50	0.6			
009-530	9	11.7	153	6.75	0.9			
012-530	12	15.6	275	9.00	1.2			
024-530	24	31.2	1100	18.0	2.4			
048-530	48	62.4	4350	36.0	4.8			

CAUTION: 1.The use of any coil voltage less than the rated coil voltage will compromise the operation of the relay.

2.Pickup and release voltage are for test purposes only and are not to be used as design criteria.

JQX-14FC₁ & JQX-14FC₂ (4124)

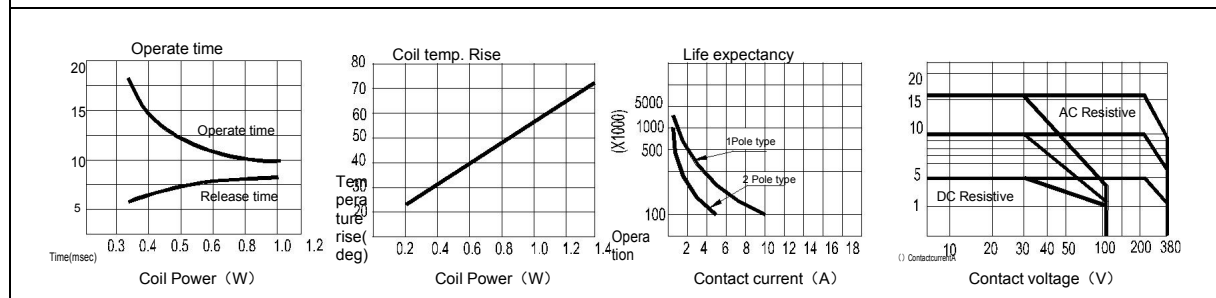
Operation condition

Insulation Resistance	1000M Ω min (at 500VDC)	Item 7 of IEC 60255-5
Dielectric Strength Between contacts Between contact and coil	50Hz 1000V 50Hz 5000V	Item 6 of IEC 60255-5 Item 6 of IEC 60255-5
Shock resistance	100m/s ² 11ms	IEC 68-2-27 Test Ea
Vibration resistance	10Hz~50Hz amplitude 1.5mm	IEC 68-2-6 Test Fc
Terminals strength	10N	IEC 68-2-21 Test Ua1
Relative Humidity	235°C \pm 2°C 3s \pm 0.5s	IEC 68-2-20 Test Ta method 1
Ambient Temperature	-40°C~70°C	
Relative Humidity	85% (at 40°C)	IEC 68-2-3 Test Ca
Mass	17g~20g	

Safety approvals

safety approvals	UL&CUR	TüV	CQC
Load	1C 16A/250VAC 2C 5A/220VAC 1HP 250VAC 1/2HP 125VAC TV-5	1C 10A/250VAC 14VDC 2C 5A/250VAC 30VDC	1C:10A/250VAC

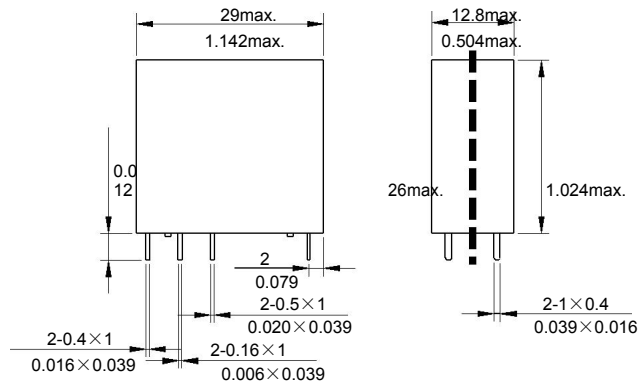
Reference Data



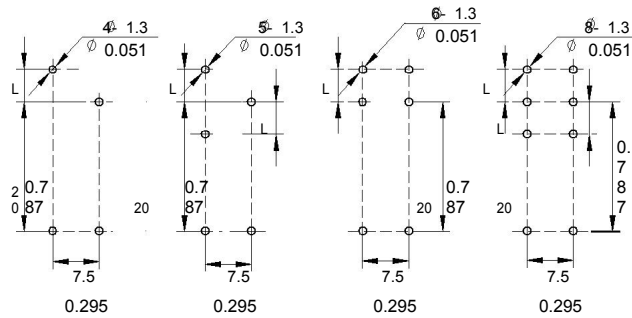
Dimensions

mm /inch

± 40.3

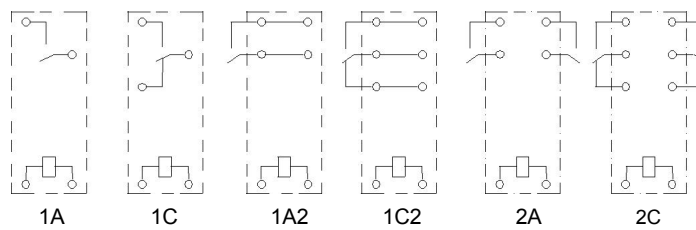


Dimensions



Pole-distance L: 3.5mm or 5mm (0.138 inch or 0.197 inch)

Mounting (Bottom view)



Wiring diagram(Bottom view)

NOTES 1).Dimensions are in millimeters.
2).Inch equivalents are given for general information only.